

AIM Decathlon Core Conservative

Data as of 3/31/2025



Investment Strategy

Global, go-anywhere, asset allocation strategy driven by a machine learning approach that helps eliminate emotion from decision-making and aims to deliver consistent, low volatility returns.

The Decathlon system uses proprietary machine learning technology to analyze, rank and select from ~230 ETFs representing virtually every investable asset class, sub asset class, industry and geography.

The system is designed to create portfolios that have overall volatility within the specified target levels and equity exposure in-line with their risk category given the market environment.

Investment Results

PERFORMANCE (NET)	STRATEGY	BENCHMARK*
Quarter-to-Date	-0.27%	2.00%
Year-to-Date	-0.27%	2.00%
1 - Yr Annualized	2.70%	5.55%
3 - Yrs Annualized	1.70%	1.95%
5 - Yrs Annualized	2.31%	2.76%
10 - Yrs Annualized	3.60%	3.15%
Annualized Since Inception	3.30%	3.67%

RISK (NET)	5-Year Trailing		Since Inception	
	Strategy	Index*	Strategy	Index*
Standard Deviation	5.68%	7.57%	5.01%	5.34%
Alpha	-0.44%	0.00%	0.19%	0.00%
Beta	0.69	1.00	0.74	1.00
Sharpe Ratio	-0.04	0.03	0.37	0.41
Max Drawdown	-13.11%	-16.96%	-13.11%	-16.96%

*20% MSCI ACWI / 80% Bloomberg U.S. Aggregate Bond Index prior to September 2022 and 20% MSCI ACWI / 80% ICE BofA US Broad Market Index thereafter. **Performance data shown represents past performance and is no guarantee of future results. Investment return and principal value will fluctuate, so you may have a gain or loss when shares are sold.**

Index providers periodically change their security classifications and BCM will analyze the changes and update the research and methodology of the effected strategies accordingly. The inception date of BCM Decathlon Series was January 1, 2012. The strategy was typically rebalanced every 10 days until October 2012 and every 25 days until July 2020. Decathlon's process is subject to ongoing research and enhancement. Performance shown is based on the then current algorithms/system used. In October 2019, the strategy's maximum equity limit changed from 80% to 50% and its benchmark changed from the Dow Jones Conservative Allocation Index to 20% MSCI ACWI / 80% Bloomberg Barclays U.S. Aggregate Bond Index retroactively. In September 2022, the strategy's benchmark was changed on a going forward basis to 70% MSCI ACWI / 20% ICE BofA US Broad Market Index. Strategy performance and risk statistics are through 3/31/2025 and are net of maximum applicable management fee of 0.32%. Risk statistics are calculated since inception (unless stated otherwise). Index returns are gross. Current performance may be higher or lower than that quoted. Total returns include changes in share price and reinvestment of dividends and capital gains, if any. Custodial and trading costs will vary by account size and are estimated to be an additional 0.15% depending on which strategy and custodian is used. Estimated trading costs may be higher for smaller accounts due to the minimum transaction fee varying by custodian. Those percentages do not include the expenses of the ETFs held in client accounts, however, an ETF's expenses are reflected in the ETF's share price. Performance for periods greater than a year is annualized; if less than a full year, the return is cumulative. The performance shown is for the stated time period only. Differences in account size, timing, management fees, custodian and platform fee structure, price of transactions and market conditions prevailing at the time of investment may lead to different results. Differences in the methodology used to calculate performance may also lead to different performance results than those shown. All returns are expressed in U.S. dollars. Please see additional disclosures for more information.

Strategy Profile:

INCEPTION DATE:
1/1/2012

STYLE:
Dynamic Global Asset Allocation

BENCHMARK:
20% MSCI ACWI / 80% ICE BofA US Broad Market Index

HOLDINGS INFORMATION:
10 ETFs in weights between 5-20%
Equity: between 0-30%
Asset allocation: Under normal conditions is expected to be 20% Equity / 80% Fixed Income

RISK:
Expected volatility of 4-7%

HOW TO USE IT:

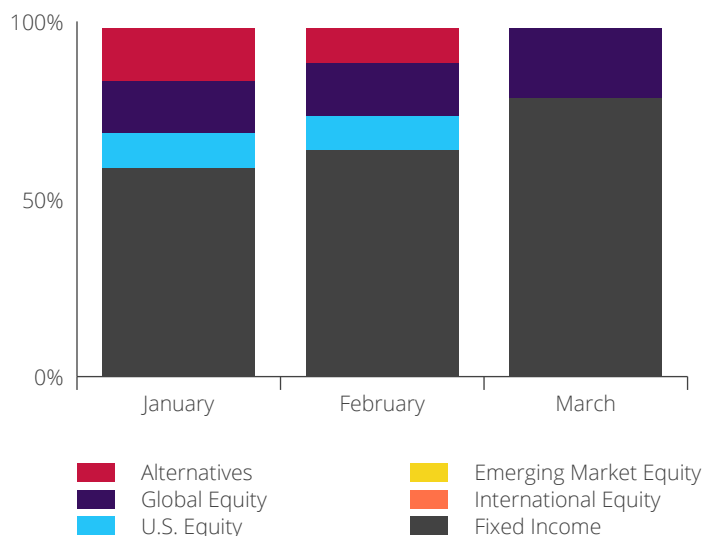
Decathlon can be used as a core holding in a portfolio, or it can be a 25-30% wedge used to diversify holdings and adjust equity exposure based on market conditions.

Decathlon seeks to capitalize on timely opportunities across asset classes, making the marginal asset allocation decisions for you.

ABOUT AIM:

At Algorithmic Investment Models, we combine human intelligence and AI to create powerful investment strategies designed to uncover opportunities others miss. Our mix of relentless learning and uncommon intelligence helps us build investment strategies that can go anywhere and adapt to what's happening now. We offer global, go-anywhere strategies driven by a machine learning approach that helps eliminate emotion from decision-making and aims to deliver consistent, low volatility returns. Supported by a multidisciplinary team that combines innovation and experience, AIM is committed to continuous improvement, delivering solutions designed to meet the needs of advisors and their clients.

Month End Portfolio Allocations



Investment Universe

Geographical and asset class breakdown (as of 12/31/24):

- 79 U.S. Equity ETFs**
BROAD INDEX / SECTOR / SUB-SECTOR
- 34 Global Equity ETFs**
BROAD INDEX / SECTOR / SUB-SECTOR
- 50 Int'l Equity ETFs**
DEVEL. INDEX / SECTOR / DEVEL. COUNTRY / EM
- 44 Fixed Income ETFs**
DOMESTIC / INTERNATIONAL
- 23 Alternative ETFs**
CURRENCY / COMMODITY / REIT / PREFERRED

Portfolio Management Team



Todd Rice
Managing Partner, Chief Investment Officer
Founder of the original AIM and creator of the firm's proprietary machine learning technology which he began developing in the late 90's.



Andrew Rice
Partner, Portfolio Manager
One of the lead programmers and researchers for the company's proprietary investment systems. Joined the firm in 2016.



Brendan Ryan, CFA
Partner, Portfolio Manager
Joined the firm in 2012, the same year the Decathlon strategies were launched. Specializes in fundamental analysis and machine learning.



Denis Rezendes, CFA
Partner, Portfolio Manager
Joined the firm in 2015 and specializes in quantitative research and analysis. He has been part of the investment committee for Decathlon since joining the firm.

CONTACT AIM:
ALGOMODELS.COM
(844) 401-7699
INFO@ALGOMODELS.COM




Copyright © 2025 Algorithmic Investment Models LLC (AIM). All rights reserved.

As with all investments, there are associated inherent risks including loss of principal. Stock markets, especially foreign markets, are volatile and can decline significantly in response to adverse issuer, political, regulatory, market, or economic developments. Sector investments concentrate in a particular industry and the investments' performance could depend heavily on the performance of that industry and be more volatile than the performance of less concentrated investment options. Foreign securities are subject to interest rate, currency exchange rate, economic, and political risks, all of which are magnified in emerging markets. The risks are particularly significant for ETFs that focus on a single country or region. Fixed Income investments are subject to inflationary, credit, market and interest rate risks.

Exchange Traded Funds (ETFs), trade like stocks and are subject to investment volatility and the potential for loss. ETFs are securities that track an index, a commodity or a basket of assets like an index fund. ETFs experience price changes throughout the day as they are bought and sold. The BCM investment strategies may not be appropriate for everyone. Due to the periodic rebalancing nature of our strategies, they are not appropriate for those investors who desire regular withdrawals or frequent deposits. The portfolio manager maintains full discretion for the strategy. The month end portfolio allocations shown are the weight of the allocations at time of purchase. Actual allocations will differ due to market fluctuations. Cash levels are estimated to be ~2% even when a model is "fully" invested and can be allocated to a money market or short duration (up to a 1-3 year) bond ETF.

The MSCI ACWI® tracks developed and emerging equity markets. ICE BofA US Broad Market Index tracks the performance of US dollar denominated investment grade debt publicly issued in the US domestic market. Indices are not managed and do not incur fees or expenses. MSCI is a registered trademark of MSCI Inc. Standard deviation: a measure of variability used in statistics. Alpha: a risk-adjusted return in excess of that received to a benchmark. Beta: is a number describing the relation of its returns with those of the financial market as a whole. A positive beta means that the asset's returns generally follow the market's returns. A negative beta means that the asset's returns generally move opposite the market's returns. R-Squared: represents the percentage of a fund or security's movements that can be explained by movements in a benchmark index. Sharpe Ratio: a measure of the excess return per unit of standard deviation in an investment asset or a trading strategy. Max Drawdown: the maximum peak to trough decline in monthly returns of the strategy over the given time period. All statistical and return information contained herein was provided by Bloomberg. The material provided is for informational purposes only. It is not intended as an offer or solicitation for the purchase or sale of any security or financial instrument nor should it be construed as financial or investment advice. It has been obtained from sources we deem to be reliable, but its accuracy and completeness are not guaranteed.

Algorithmic Investment Models LLC (AIM) is an SEC registered investment advisor. In January 2022, AIM, a long-time research partner, acquired BCM, both of which became subsidiaries of a holding company, Algorithmic Research + Trading LLC (ART). From 2022 to 2025, BCM and AIM operated as distinct legal entities. In 2025, BCM was formally renamed Algorithmic Investment Models LLC ("AIM") and reorganized as a single SEC-registered entity, consolidating operations under the AIM brand. AIM offers machine learning based, multi-asset investment strategies to advisors and institutional clients. For Investment Professional use. Not for further distribution.



AIM Decathlon Core Moderate

Data as of 3/31/2025



Investment Strategy

Global, go-anywhere, asset allocation strategy driven by a machine learning approach that helps eliminate emotion from decision-making and aims to deliver consistent, low volatility returns.

The Decathlon system uses proprietary machine learning technology to analyze, rank and select from ~230 ETFs representing virtually every investable asset class, sub asset class, industry and geography.

The system is designed to create portfolios that have overall volatility within the specified target levels and equity exposure in-line with their risk category given the market environment.

Investment Results

PERFORMANCE (NET)	STRATEGY	BENCHMARK*
Quarter-to-Date	0.63%	0.80%
Year-to-Date	0.63%	0.80%
1 - Yr Annualized	3.44%	6.36%
3 - Yrs Annualized	3.63%	4.07%
5 - Yrs Annualized	8.71%	7.58%
10 - Yrs Annualized	5.57%	5.60%
Annualized Since Inception	6.52%	6.36%

RISK (NET)	5-Year Trailing		Since Inception	
	Strategy	Index*	Strategy	Index*
Standard Deviation	9.87%	10.33%	9.00%	8.08%
Alpha	1.53%	0.00%	0.36%	0.00%
Beta	0.89	1.00	0.95	1.00
Sharpe Ratio	0.61	0.48	0.56	0.60
Max Drawdown	-15.64%	-20.03%	-15.64%	-20.03%

*50% MSCI ACWI / 50% Bloomberg U.S. Aggregate Bond Index prior to September 2022 and 50% MSCI ACWI / 50% ICE BofA US Broad Market Index thereafter. **Performance data shown represents past performance and is no guarantee of future results. Investment return and principal value will fluctuate, so you may have a gain or loss when shares are sold.**

Index providers periodically change their security classifications and BCM will analyze the changes and update the research and methodology of the effected strategies accordingly. The inception date of BCM Decathlon Series was January 1, 2012. The strategy was typically rebalanced every 10 days until October 2012 and every 25 days until July 2020. Decathlon's process is subject to ongoing research and enhancement. Performance shown is based on the then current algorithms/system used. In October 2019, the strategy's benchmark changed from 50% Dow Jones Moderately Conservative Allocation / 50% Dow Jones Moderate Allocation Index to 50% MSCI ACWI / 50% Bloomberg Barclays U.S. Aggregate Bond Index retroactively. In September 2022, the strategy's benchmark changed on a going forward basis to 50% MSCI ACWI / 50% ICE BofA US Broad Market Index. Strategy performance and risk statistics are through 3/31/2025 and are net of maximum applicable management fee of 0.32%. Risk statistics are calculated since inception (unless stated otherwise). Index returns are gross. Current performance may be higher or lower than that quoted. Total returns include changes in share price and reinvestment of dividends and capital gains, if any. Custodial and trading costs will vary by account size and are estimated to be an additional 0.15% depending on which strategy and custodian is used. Estimated trading costs may be higher for smaller accounts due to the minimum transaction fee varying by custodian. Those percentages do not include the expenses of the ETFs held in client accounts, however, an ETF's expenses are reflected in the ETF's share price. Performance for periods greater than a year is annualized; if less than a full year, the return is cumulative. The performance shown is for the stated time period only. Differences in account size, timing, management fees, custodian and platform fee structure, price of transactions and market conditions prevailing at the time of investment may lead to different results. Differences in the methodology used to calculate performance may also lead to different performance results than those shown. All returns are expressed in U.S. dollars. Please see additional disclosures for more information.

Strategy Profile:

INCEPTION DATE:

1/1/2012

STYLE:

Dynamic Global Asset Allocation

BENCHMARK:

50% MSCI ACWI / 50% ICE BofA US Broad Market Index

HOLDINGS INFORMATION:

10 ETFs in 10% equal weights

Equity: between 30-70%

Asset allocation: Under normal conditions is expected to be 50% Equity / 50% Fixed Income

RISK:

Expected volatility of 7-12%

HOW TO USE IT:

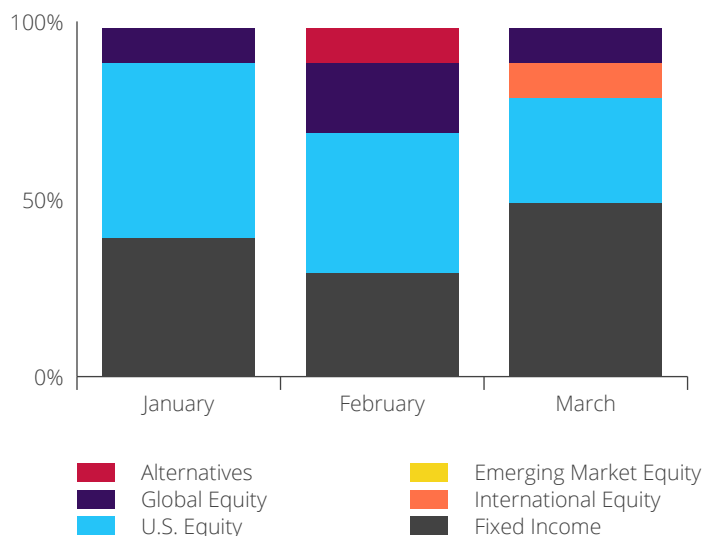
Decathlon can be used as a core holding in a portfolio, or it can be a 25-30% wedge used to diversify holdings and adjust equity exposure based on market conditions.

Decathlon seeks to capitalize on timely opportunities across asset classes, making the marginal asset allocation decisions for you.

ABOUT AIM:

At Algorithmic Investment Models, we combine human intelligence and AI to create powerful investment strategies designed to uncover opportunities others miss. Our mix of relentless learning and uncommon intelligence helps us build investment strategies that can go anywhere and adapt to what's happening now. We offer global, go-anywhere strategies driven by a machine learning approach that helps eliminate emotion from decision-making and aims to deliver consistent, low volatility returns. Supported by a multidisciplinary team that combines innovation and experience, AIM is committed to continuous improvement, delivering solutions designed to meet the needs of advisors and their clients.

Month End Portfolio Allocations



Investment Universe

Geographical and asset class breakdown (as of 12/31/24):

- 79 U.S. Equity ETFs**
BROAD INDEX / SECTOR / SUB-SECTOR
- 34 Global Equity ETFs**
BROAD INDEX / SECTOR / SUB-SECTOR
- 50 Int'l Equity ETFs**
DEVEL. INDEX / SECTOR / DEVEL. COUNTRY / EM
- 44 Fixed Income ETFs**
DOMESTIC / INTERNATIONAL
- 23 Alternative ETFs**
CURRENCY / COMMODITY / REIT / PREFERRED

Portfolio Management Team



Todd Rice
Managing Partner, Chief Investment Officer
Founder of the original AIM and creator of the firm's proprietary machine learning technology which he began developing in the late 90's.



Andrew Rice
Partner, Portfolio Manager
One of the lead programmers and researchers for the company's proprietary investment systems. Joined the firm in 2016.



Brendan Ryan, CFA
Partner, Portfolio Manager
Joined the firm in 2012, the same year the Decathlon strategies were launched. Specializes in fundamental analysis and machine learning.



Denis Rezendes, CFA
Partner, Portfolio Manager
Joined the firm in 2015 and specializes in quantitative research and analysis. He has been part of the investment committee for Decathlon since joining the firm.

CONTACT AIM:
ALGOMODELS.COM
(844) 401-7699
INFO@ALGOMODELS.COM




Copyright © 2025 Algorithmic Investment Models LLC (AIM). All rights reserved.

As with all investments, there are associated inherent risks including loss of principal. Stock markets, especially foreign markets, are volatile and can decline significantly in response to adverse issuer, political, regulatory, market, or economic developments. Sector investments concentrate in a particular industry and the investments' performance could depend heavily on the performance of that industry and be more volatile than the performance of less concentrated investment options. Foreign securities are subject to interest rate, currency exchange rate, economic, and political risks, all of which are magnified in emerging markets. The risks are particularly significant for ETFs that focus on a single country or region. Fixed Income investments are subject to inflationary, credit, market and interest rate risks.

Exchange Traded Funds (ETFs), trade like stocks and are subject to investment volatility and the potential for loss. ETFs are securities that track an index, a commodity or a basket of assets like an index fund. ETFs experience price changes throughout the day as they are bought and sold. The BCM investment strategies may not be appropriate for everyone. Due to the periodic rebalancing nature of our strategies, they are not appropriate for those investors who desire regular withdrawals or frequent deposits. The portfolio manager maintains full discretion for the strategy. The month end portfolio allocations shown are the weight of the allocations at time of purchase. Actual allocations will differ due to market fluctuations. Cash levels are estimated to be ~2% even when a model is "fully" invested and can be allocated to a money market or short duration (up to a 1-3 year) bond ETF.

The MSCI ACWI® tracks developed and emerging equity markets. ICE BofA US Broad Market Index tracks the performance of US dollar denominated investment grade debt publicly issued in the US domestic market. Indices are not managed and do not incur fees or expenses. MSCI is a registered trademark of MSCI Inc. Standard deviation: a measure of variability used in statistics. Alpha: a risk-adjusted return in excess of that received to a benchmark. Beta: is a number describing the relation of its returns with those of the financial market as a whole. A positive beta means that the asset's returns generally follow the market's returns. A negative beta means that the asset's returns generally move opposite the market's returns. R-Squared: represents the percentage of a fund or security's movements that can be explained by movements in a benchmark index. Sharpe Ratio: a measure of the excess return per unit of standard deviation in an investment asset or a trading strategy. Max Drawdown: the maximum peak to trough decline in monthly returns of the strategy over the given time period. All statistical and return information contained herein was provided by Bloomberg. The material provided is for informational purposes only. It is not intended as an offer or solicitation for the purchase or sale of any security or financial instrument nor should it be construed as financial or investment advice. It has been obtained from sources we deem to be reliable, but its accuracy and completeness are not guaranteed.

Algorithmic Investment Models LLC (AIM) is an SEC registered investment advisor. In January 2022, AIM, a long-time research partner, acquired BCM, both of which became subsidiaries of a holding company, Algorithmic Research + Trading LLC (ART). From 2022 to 2025, BCM and AIM operated as distinct legal entities. In 2025, BCM was formally renamed Algorithmic Investment Models LLC ("AIM") and reorganized as a single SEC-registered entity, consolidating operations under the AIM brand. AIM offers machine learning based, multi-asset investment strategies to advisors and institutional clients. For Investment Professional use. Not for further distribution.



AIM Decathlon Core Growth

Data as of 3/31/2025



Investment Strategy

Global, go-anywhere, asset allocation strategy driven by a machine learning approach that helps eliminate emotion from decision-making and aims to deliver consistent, low volatility returns.

The Decathlon system uses proprietary machine learning technology to analyze, rank and select from ~230 ETFs representing virtually every investable asset class, sub asset class, industry and geography.

The system is designed to create portfolios that have overall volatility within the specified target levels and equity exposure in-line with their risk category given the market environment.

Investment Results

PERFORMANCE (NET)	STRATEGY	BENCHMARK*
Quarter-to-Date	1.27%	-0.00%
Year-to-Date	1.27%	-0.00%
1 - Yr Annualized	4.55%	6.88%
3 - Yrs Annualized	5.49%	5.45%
5 - Yrs Annualized	12.92%	10.83%
10 - Yrs Annualized	6.51%	7.17%
Annualized Since Inception	7.56%	8.09%

RISK (NET)	5-Year Trailing		Since Inception	
	Strategy	Index*	Strategy	Index*
Standard Deviation	13.64%	12.45%	12.51%	10.32%
Alpha	1.64%	0.00%	-0.94%	0.00%
Beta	1.04	1.00	1.08	1.00
Sharpe Ratio	0.74	0.65	0.48	0.64
Max Drawdown	-19.91%	-22.15%	-25.00%	-22.15%

*70% MSCI ACWI / 30% Bloomberg U.S. Aggregate Bond Index prior to September 2022 and 70% MSCI ACWI / 30% ICE BofA US Broad Market Index thereafter. **Performance data shown represents past performance and is no guarantee of future results. Investment return and principal value will fluctuate, so you may have a gain or loss when shares are sold.**

Index providers periodically change their security classifications and BCM will analyze the changes and update the research and methodology of the effected strategies accordingly. The inception date of BCM Decathlon Series was January 1, 2012. The strategy was typically rebalanced every 10 days until October 2012 and every 25 days until July 2020. Decathlon's process is subject to ongoing research and enhancement. Performance shown is based on the then current algorithms/system used. In October 2019, the strategy's benchmark changed from the Dow Jones Moderate Allocation Index to 70% MSCI ACWI / 30% Bloomberg Barclays U.S. Aggregate Bond Index retroactively. In September 2022, the strategy's benchmark changed on a going forward basis to 70% MSCI ACWI / 30% ICE BofA US Broad Market Index.

Strategy performance and risk statistics are through 3/31/2025 and are net of maximum applicable management fee of 0.32%. Risk statistics are calculated since inception (unless stated otherwise). Index returns are gross. Current performance may be higher or lower than that quoted. Total returns include changes in share price and reinvestment of dividends and capital gains, if any. Custodial and trading costs will vary by account size and are estimated to be an additional 0.15% depending on which strategy and custodian is used. Estimated trading costs may be higher for smaller accounts due to the minimum transaction fee varying by custodian. Those percentages do not include the expenses of the ETFs held in client accounts, however, an ETF's expenses are reflected in the ETF's share price. Performance for periods greater than a year is annualized; if less than a full year, the return is cumulative. The performance shown is for the stated time period only. Differences in account size, timing, management fees, custodian and platform fee structure, price of transactions and market conditions prevailing at the time of investment may lead to different results. Differences in the methodology used to calculate performance may also lead to different performance results than those shown. All returns are expressed in U.S. dollars. Please see additional disclosures for more information.

Strategy Profile:

INCEPTION DATE:
1/1/2012

STYLE:
Dynamic Global Asset Allocation

BENCHMARK:
70% MSCI ACWI / 30% ICE BofA US Broad Market Index

HOLDINGS INFORMATION:
10 ETFs in 10% equal weights
Equity: between 50-100%
Asset allocation: Under normal conditions is expected to be 70% Equity / 30% Fixed Income

RISK:
Expected volatility of 11-16%

HOW TO USE IT:

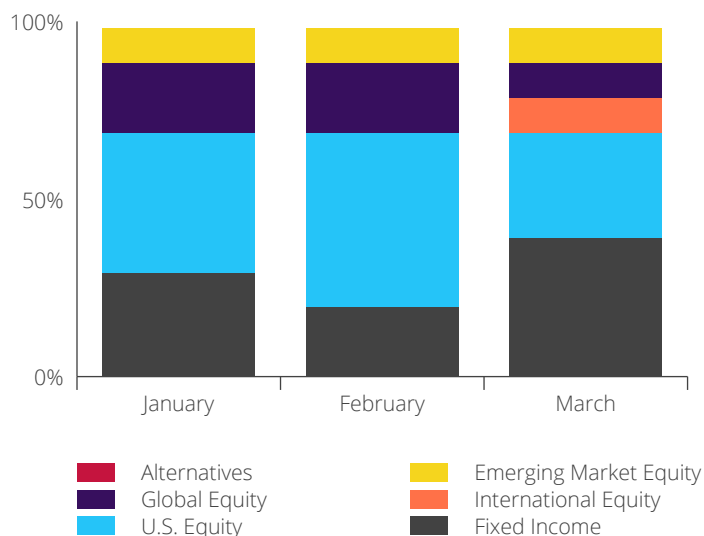
Decathlon can be used as a core holding in a portfolio, or it can be a 25-30% wedge used to diversify holdings and adjust equity exposure based on market conditions.

Decathlon seeks to capitalize on timely opportunities across asset classes, making the marginal asset allocation decisions for you.

ABOUT AIM:

At Algorithmic Investment Models, we combine human intelligence and AI to create powerful investment strategies designed to uncover opportunities others miss. Our mix of relentless learning and uncommon intelligence helps us build investment strategies that can go anywhere and adapt to what's happening now. We offer global, go-anywhere strategies driven by a machine learning approach that helps eliminate emotion from decision-making and aims to deliver consistent, low volatility returns. Supported by a multidisciplinary team that combines innovation and experience, AIM is committed to continuous improvement, delivering solutions designed to meet the needs of advisors and their clients.

Month End Portfolio Allocations



Investment Universe

Geographical and asset class breakdown (as of 12/31/24):

- 79 U.S. Equity ETFs**
BROAD INDEX / SECTOR / SUB-SECTOR
- 34 Global Equity ETFs**
BROAD INDEX / SECTOR / SUB-SECTOR
- 50 Int'l Equity ETFs**
DEVEL. INDEX / SECTOR / DEVEL. COUNTRY / EM
- 44 Fixed Income ETFs**
DOMESTIC / INTERNATIONAL
- 23 Alternative ETFs**
CURRENCY / COMMODITY / REIT / PREFERRED

Portfolio Management Team



Todd Rice
Managing Partner, Chief Investment Officer
Founder of the original AIM and creator of the firm's proprietary machine learning technology which he began developing in the late 90's.



Andrew Rice
Partner, Portfolio Manager
One of the lead programmers and researchers for the company's proprietary investment systems. Joined the firm in 2016.



Brendan Ryan, CFA
Partner, Portfolio Manager
Joined the firm in 2012, the same year the Decathlon strategies were launched. Specializes in fundamental analysis and machine learning.



Denis Rezendes, CFA
Partner, Portfolio Manager
Joined the firm in 2015 and specializes in quantitative research and analysis. He has been part of the investment committee for Decathlon since joining the firm.

CONTACT AIM:
ALGOMODELS.COM
(844) 401-7699
INFO@ALGOMODELS.COM



Copyright © 2025 Algorithmic Investment Models LLC (AIM). All rights reserved.

As with all investments, there are associated inherent risks including loss of principal. Stock markets, especially foreign markets, are volatile and can decline significantly in response to adverse issuer, political, regulatory, market, or economic developments. Sector investments concentrate in a particular industry and the investments' performance could depend heavily on the performance of that industry and be more volatile than the performance of less concentrated investment options. Foreign securities are subject to interest rate, currency exchange rate, economic, and political risks, all of which are magnified in emerging markets. The risks are particularly significant for ETFs that focus on a single country or region. Fixed Income investments are subject to inflationary, credit, market and interest rate risks.

Exchange Traded Funds (ETFs), trade like stocks and are subject to investment volatility and the potential for loss. ETFs are securities that track an index, a commodity or a basket of assets like an index fund. ETFs experience price changes throughout the day as they are bought and sold. The BCM investment strategies may not be appropriate for everyone. Due to the periodic rebalancing nature of our strategies, they are not appropriate for those investors who desire regular withdrawals or frequent deposits. The portfolio manager maintains full discretion for the strategy. The month end portfolio allocations shown are the weight of the allocations at time of purchase. Actual allocations will differ due to market fluctuations. Cash levels are estimated to be ~2% even when a model is "fully" invested and can be allocated to a money market or short duration (up to a 1-3 year) bond ETF.

The MSCI ACWI® tracks developed and emerging equity markets. ICE BofA US Broad Market Index tracks the performance of US dollar denominated investment grade debt publicly issued in the US domestic market. Indices are not managed and do not incur fees or expenses. MSCI is a registered trademark of MSCI Inc. Standard deviation: a measure of variability used in statistics. Alpha: a risk-adjusted return in excess of that received to a benchmark. Beta: is a number describing the relation of its returns with those of the financial market as a whole. A positive beta means that the asset's returns generally follow the market's returns. A negative beta means that the asset's returns generally move opposite the market's returns. R-Squared: represents the percentage of a fund or security's movements that can be explained by movements in a benchmark index. Sharpe Ratio: a measure of the excess return per unit of standard deviation in an investment asset or a trading strategy. Max Drawdown: the maximum peak to trough decline in monthly returns of the strategy over the given time period. All statistical and return information contained herein was provided by Bloomberg. The material provided is for informational purposes only. It is not intended as an offer or solicitation for the purchase or sale of any security or financial instrument nor should it be construed as financial or investment advice. It has been obtained from sources we deem to be reliable, but its accuracy and completeness are not guaranteed.

Algorithmic Investment Models LLC (AIM) is an SEC registered investment advisor. In January 2022, AIM, a long-time research partner, acquired BCM, both of which became subsidiaries of a holding company, Algorithmic Research + Trading LLC (ART). From 2022 to 2025, BCM and AIM operated as distinct legal entities. In 2025, BCM was formally renamed Algorithmic Investment Models LLC ("AIM") and reorganized as a single SEC-registered entity, consolidating operations under the AIM brand. AIM offers machine learning based, multi-asset investment strategies to advisors and institutional clients. For Investment Professional use. Not for further distribution.